

## YAMAHA WARRANTY COMMITMENT

The Yamaha warranty guidebook was designed to offer our customers good quality services and assurance that the motorcycle is well taken care of during warranty period.

Our terms and conditions are structured to meet your needs to provide you with the best experience in owning a Yamaha motorcycle

Please make sure to read all the details, coverage terms and benefits that are made with your satisfaction in mind.

Any questions please inform us.



## WARRANTY GUIDEBOOK

BIG BIKE-399cc ~ -E0



## **TO OUR VALUED YAMAHA MOTORCYCLE OWNER:**

Thank you for your purchase of the New Yamaha Motorcycle and becoming a proud member of the YAMAHA family.

This guidebook contains information about the customer and the dealer. Moreover, information about Privacy Policy, Warranty Policy, its coverage and scope, and guidelines on validity of service coupon and its usage, are also included in this Guidebook. In addition, safety riding tips are also provided to keep you from any untoward incident. Remember, Safety First!

Upon purchase, the mechanic shall discuss thoroughly the proper handling and direction of motorcycle use, as well as the proper procedure of self-maintenance, including but not limited to periodic check-up schedule.

Yamaha Dealers are available to cater to your servicing needs. Just present your free service coupon, included in this Guidebook, to avail of the free service check-up stated on the mileage when you visit our authorized dealer.

**YAMAHA MOTOR PHILIPPINES, INC. (YMPH)** values your investment. It is our outmost concern to surpass customer satisfaction, not only in terms of product quality, but also of after sales service.

For further inquiries regarding the performance of Yamaha motorcycles, please feel free to contact us any time.

**YAMAHA MOTOR PHILIPPINES, INC.**

Service Department

Lots 1 & 2, Block 17, Phase 1

Lima Technology Center,

Malvar, Batangas 4233

Cellular No. : (+63)917-860-3429

Landline No. : (043)455-1926 local 1603

Fax No. : (043)406-3505

## **YAMAHA MOTOR GROUP PRIVACY POLICY**

We, the Yamaha Motor Group, supply our products to people all over the world today. In our business, it is increasingly important for us to utilize personal information provided by our customers in order to offer the best services possible.

At the same time, we are fully aware that we must manage this personal information properly and keep it to secure so that the information is never leaked. We know that any such leakage would cause us to lose the trust of our customers and the reputation of the entire Yamaha Motor Group would be seriously damaged. Therefore, all of the companies of the Yamaha Motor Group are working to make sure that our customer's personal information is kept secure at all times.

For this purpose, we have established the Yamaha Motor Group Privacy Policy. We, the Yamaha Motor Group, are fully aware of the importance of privacy protection and will continue to make every effort to abide by the rules of this privacy policy to ensure that the personal information acquired from our customers is managed properly and protected.

**1. Restriction of the scope of collection**

Yamaha will collect personal information by setting the clear purposes, which shall be relevant to good business activities, and to the extent necessary for achieving such purposes.

**2. Restriction of use**

Unless otherwise agreed by the individual or permitted by law, personal information shall not be used for any purpose other than those noticed to or agreed by the individual.

**3. Restriction of collection**

Personal information shall be collected by fair and lawful means and, where appropriate, with the notice to or consent of the individual for the purposes for which it would be used.

**4. Accuracy of the data, etc.**

In case of holding personal information, Yamaha will keep it to meet the purposes of use, as well as to keep it accurate, secure and up-to-date.

**5. Security**

Yamaha, in holding personal information, will take any reasonable security measures to prevent such risks as disclosure, loss or destruction of the data.

**6. Non-disclosure of data**

All employees of Yamaha will recognize the importance of protecting personal information and make every effort to prevent its disclosure.

**7. Individual participation**

If personal information should be collected, an individual may request the whereabouts and may view of the contents of his/her own data, and shall retain the right to lodge a protest against its contents.

**8. Compliance**

Companies comprising the Yamaha Motor Group will comply with all privacy laws and regulations of the countries where they exists, as well as the provisions in this Privacy Policy.

**9. Utilizing personal information**

Upon complying with above provisions, Yamaha will utilize personal information provided by customers in order to offer better services to them.

**10. Questions and Comments**

If you have any questions or recommendations about this Privacy Policy, please contact us at the following:

**Data Protection Officer**

**YAMAHA MOTOR PHILIPPINES, INC.**

Lots 1 & 2, Block 17, Phase 1,

Lima Technology Center,

Malvar, Batangas

(043)455-1900 local 4004

[ymp\\_h\\_dpo@yamaha-motor.com.ph](mailto:ymp_h_dpo@yamaha-motor.com.ph)

## **YAMAHA WARRANTY POLICY**

**YAMAHA MOTOR PHILIPPINES, INC. (YMPH)** warrants the original purchaser of the unit, that motorcycle is free from any defect in material and workmanship under normal use and maintenance conditions. If a problem occurs within the warranty period, and it is proven, upon inspection of the product, that the damage is attributable to YMPH, YMPH will replace the defective part/s and/or compensate labor cost incurred in making repairs and/or adjustments.

YMPH reserves the right to make the final decision on validity of warranty claims; to determine whether any alleged defect and/or service is covered by this warranty; to determine whether a defective part is to be replaced or repaired and to determine whether the owner has complied with the terms and conditions of the warranty.

### **WARRANTY PERIOD**

**Warranty covers a period of one (1) year from date of purchase or 12,000 km, whichever comes first.**

## **WARRANTY TRANSFER**

If certain models being resold are still within the warranty period, the remaining warranty may be transferred from the original purchaser to the subsequent purchaser.

## **WARRANTY REGISTRATION**

The dealer must register the customer's unit for warranty purposes simultaneously with the sale of the product. A completely filled-up Warranty Registration Card (WRC) must be submitted to YMPH within 30 days upon purchase. When no owner WRC is presented to dealer to support the claim, warranty shall be considered null and void.

## **OWNER'S DUTIES AND RESPONSIBILITIES**

The following obligations must be fulfilled by the owner to maintain the validity of the Yamaha warranty:

1. Owner must bring the motorcycle to an authorized Yamaha motorcycle dealer for inspection, maintenance service and adjustments according to Periodic Maintenance Chart contained in the owner's manual.

The inspection, maintenance, service and adjustments are to be performed at owner's

expense, except if the “free service coupon” provided in this Guidebook is used.

2. The customer must quickly inform an authorized YMPH motorcycle dealer of any problem and have them inspect the motorcycle within seven (7) days upon occurrence of any problem.
3. Owner must present a copy of the Warranty Registration Card and Service Record to an authorized YMPH motorcycle dealer at the time warranty repairs are to be performed on the motorcycle.

## **EXCLUSION FROM WARRANTY**

**Warranty claim shall be null and void if defects are due to the following:**

1. Racing activities.
2. Repair or modification done by employees of any firm or organization not authorized by YMPH.
3. Natural calamity, turn-over, overloading, accidents and modifications.
4. Improper break-in procedures as opposed to what is recommended in the owner’s manual.
5. Use of replacement parts other than Yamaha genuine parts.

6. Use of inferior quality or low quality of oil and/or fuel.
7. Negligence in providing standard periodic check-up.
8. Incorrect manner of servicing on the part of the unauthorized service shop/s.
9. Incorrect manner of storage or handling while in transit.

**NOTE:**

Lubricants and consumable parts deteriorate due to normal wear and tear, hence, they are not covered by warranty unless they are needed as part of the repair.

**Consumable Parts**

**Sparkplugs, fuel filters, oil filter elements, air cleaner element, drive chain, brake pad, brake shoe, clutch plate, friction plate, light bulbs, fuse, cables, sprocket, tires, tubes, battery, oil seal, rubber dampers, o-ring and gasket.**

**Lubricants**

**Engine oil, transmission oil, grease, battery electrolyte, radiator coolant, brake fluid, clutch fluid, fork oil.**

## **YAMAHA MOTOR PHILIPPINES, INC. LIABILITY**

The liability of **YAMAHA MOTOR PHILIPPINES, INC.** under the warranty term is restricted exclusively to the remedying of defects in genuine materials or workmanship done by an authorized YMPH motorcycle dealer. YMPH shall not be liable for any expenses incurred for loss of use of the motorcycle, transportation, lodging, communication, meals, personal injury or property damage, whether direct or incidental, substantial or consummate arising in with the use of / or inability to use of the motorcycle for any purpose.

## FREE SERVICE COUPON

1. Free service coupons are for the 1<sup>st</sup> and 2<sup>nd</sup> check up only. Free service coupons can be used within 1 year upon purchase or 11,500 km, whichever comes first.
2. Schedule for periodic check up must be strictly followed, free service coupon with corresponding kilometer run nearest to the actual registered mileage of the speedometer will be used.
3. If speedometer reading is not functioning, date of purchase will be the basis for the validity of Free Service coupon.
4. Services rendered will only be free until the full consumption of the last service coupon.

<b>PERIODIC CHECK-UP SCHEDULE</b>		
<b>EQUIVALENT KM/ MONTHS</b>		
<b>FIRST CHECK-UP</b>	0-1,500KM / 0-30 days or 1 month	} whichever comes first
<b>SECOND CHECK-UP</b>	1,501KM-11,500KM / 31-365 days or 12 months	

## FREE SERVICE COUPON PERIODIC MAINTENANCE SCHEDULE

<b>FREE SERVICE COUPON</b>	
<b>1,000 km</b> (0 km - 1,500 km)	<b>10,000 km</b> (1,501 km - 11,500 km)
<b>1st PMS</b>	<b>2nd PMS</b>

### NOTE:

- ❖ Last Free Service Coupon shall be consumed within 12 Months or 11,500 km whichever comes first
- ❖ Schedule of PMS every 10,000 km or refer to owner's manual

**SERVICE RECORD**

Dealer's Name	Mileage	Date	Mechanic's Name	Remarks

## THERE ARE THIRTEEN THINGS TO REMEMBER WHEN RIDING A YAMAHA MOTORCYCLE

### I. SAFETY RIDING GEARS

#### A. Helmet

1. Approved by the national authority or met the international standard.
2. Do not use the helmets which are damaged or experienced a hit before, because it may have a weakened structure and lack of durability.
3. It should fit comfortably.
4. When riding, keep chin strap securely fastened at all times.

#### B. Footwear

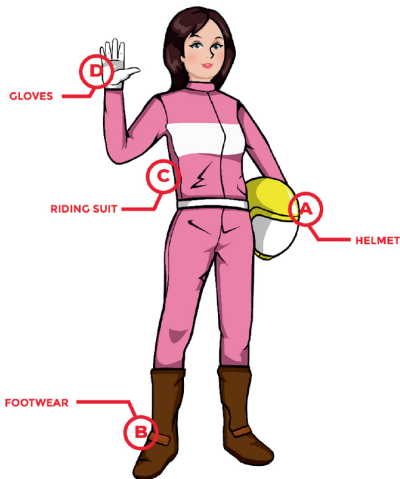
1. Wearing riding boots is the best.
2. Should have heels but not too high.
3. Does not have boot straps or shoelaces. Should be tucked in, if any.
4. Should be high enough to cover ankles.
5. Do not wear sandals or slippers.

#### C. Riding Suit

1. Minimize skin exposure.
2. Long sleeve shirts/jackets and long pants can minimize abrasions or prevent losing body temperature against the wind.
3. Bright colored clothes will help you become visible to other traffic.

#### D. Gloves

1. Choose gloves that fit comfortably and give a good feel of the controls.
2. Leather or other motorcycle gloves are also important as they provide a good grip, while helping to protect hands during a crash.



## II. HANDLING MOTORCYCLE

### A. Stationary position

1. Always position yourself on the left side of the motorcycle.
2. The motorcycle must always be in an upright position.
3. Don't lean the motorcycle too much.

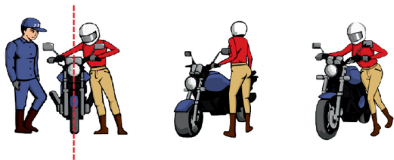
*Note: Always apply brake during a stationary position.*

### B. Pushing backward

1. Hold the handle grip with your left hand.
2. Place your right hand on the seat or grab bar.
3. The motorcycle must be in an upright position.
4. Push the motorcycle backward.

### C. Pushing forward

1. Hold the handlebar with both your hands.
2. The motorcycle must be in an upright position.
3. Kick up the side stand with your left foot.
4. Push the handlebar forward with both hands.



### Disengaging side stand

1. Engage the front brake.
2. Keep the handlebar straight and the motorcycle upright.
3. Disengage the stand with your left foot.



### Engaging on side stand

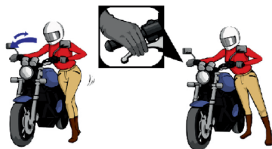
1. Engage the front brake.
2. Lower the stand with your right foot. Make sure the stand is locked to the appropriate position.
3. Turn the handlebar to the left.

*Note: Be sure to practice on a flat and hard surface.*



### How to disengage center stand

1. Straighten the handlebar.
2. Hold the handlebar with both hands.
3. Push the handlebar with both hands.
4. Apply the brake with your right hand after releasing the center stand.



### How to engage center stand

1. The motorcycle must be upright.
2. Straighten the handlebar.
3. Grip the grab bar with your right hand.
4. Put your right foot on the stand.
5. Push down the stand with your right foot and use your bodyweight.
6. Pull up the grab bar upward with your right hand.



### Mounting on a motorcycle

1. Apply the front brake.
2. Set the motorcycle upright.
3. Kick up the side stand.
4. Look around for safety.
5. Mount the motorcycle.
6. Apply the rear brake after mounting.



### Dismounting on a motorcycle

1. Apply the front brake.
2. Look around for safety.
3. Dismount.
4. Set the side stand.
5. Lean the motorcycle to the left.
6. Turn the handlebars to the left.



### III. RIDER'S RIDING POSTURE

#### 1. Seating position

- a. Rider must sit on the center of the motorcycle.
- b. Your arms and legs should move easily when seated.

#### 2. Both feet position

- a. Both your feet arches should be on the step bar.
- b. Both your toes should be on a straight forward direction.

#### 3. Both thighs

- a. Grip the fuel tank by both your thighs

#### 4. Both hands

- a. Grip center position of the handle grip.
- b. Your wrist angle should be in a comfortable position.

#### 5. Arms

- a. Your arms should be relaxed.
- b. Slightly bend your elbows.

#### 6. Shoulder

- a. Your shoulders should be relaxed.

#### 7. Head

- a. Put your chin down.
- b. Look forward.



### IV. PASSENGER'S RIDING POSITION

1. Looking forward, position head over the shoulder of the rider.
2. Relax shoulders, release tension for a natural position.
3. Relax elbow, unfasten your arms.
4. Sit closer to the rider.
5. Your knees holding the rider's body.
6. Keep both feet on straight position.



*Note: Rider must instruct passenger on lean-with position. Check surroundings before mounting and dismounting. Passenger must not make any unnecessary movement. Grab bar may be used as support during ride.*

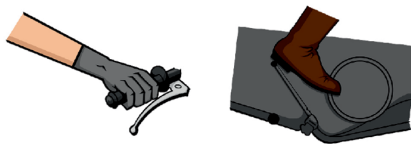
## REMINDERS BEFORE STARTING THE ENGINE

1. Apply the front brake.
2. Set the motorcycle upright.
3. Kick up the side stand.
4. Look around for safety.
5. Mount the motorcycle.
6. Apply the rear brake after mounting.

## V. KNOW HOW TO START AND STOP YOUR MOTORCYCLE

### How to start off

1. Turn the fuel cock on.
2. Insert the key in the ignition and turn it "ON".
3. Make sure the gear is neutral (the green lamp should be on).
4. Support the motorcycle with your left leg.
5. Turn throttle grip towards you about a quarter turn and kick starter (the engine will start).



### How to start off (in case of clutch type)

1. Ease throttle grip and return to default position.
2. Disengage clutch with your left hand.
3. Push down gear shift pedal with your left foot to shift gear into low.



### Starting

4. Release clutch lever slowly. Weakened engine sound indicates clutch is half engaged. So, if you turn throttle grip towards you a little at a time, motorcycle will slowly start to move forward. Do not release clutch even if the motorcycle begins to move forward.
5. When the motorcycle begins to move forward put your other foot on footrest.
6. Slowly turn throttle grip towards you and motorcycle will gradually push up speed.



### How to stop

1. As you approach the place where you want to stop, release throttle.
2. Apply front and rear brakes.

## VI. PRACTICE OFTEN AND KNOW BY HEART THE BRAKING TECHNIQUES

### The three braking methods are:

1. **Engine Brake** - When throttle is released, compression backs up and acts as engine brake. Be sure not to disengage clutch as engine brake will then be useless.
2. **Front Brake** - It is important to apply equal force to front and rear brakes at the same time because front wheel is stronger in brake power.
3. **Rear Brake** - Rear Brake is weaker than front brake, but care should still be taken as abrupt stepping on pedal will cause brakes to lock.



### Basic braking consists of:

1. Using engine brake first by releasing throttle.
2. Applying front and rear brakes simultaneously.

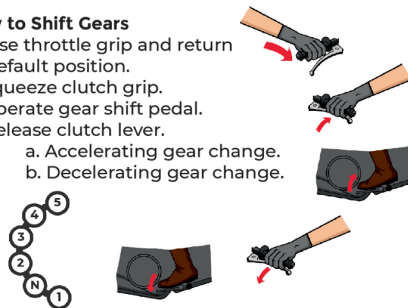
### REMEMBER THE FUNDAMENTALS OF BRAKING

1. Never jam on brakes.
2. Use engine, front and rear brakes in combination for most effective braking.

## VII. GEAR SHIFTING IS NEXT TO BRAKE TECHNIQUE AND GIVES YOU TIMING TO PRODUCE POWER AND SPEED WHEN YOU NEED THEM (In case of manual clutch type)

### How to Shift Gears

1. Ease throttle grip and return to default position.
2. Squeeze clutch grip.
3. Operate gear shift pedal.
4. Release clutch lever.
  - a. Accelerating gear change.
  - b. Decelerating gear change.
- c. Shift gears to match your motorcycle's speed.
- d. Proper gears shifting is important to control speed properly.



### Pointers on gear shifting:

1. For accelerating gear shifts, back off on throttle and grasp clutch lever at the same time.
2. Make accelerating gear shifts in advance.
3. Shift down before entering a curve.

### VIII. THERE IS A DIFFERENCE BETWEEN CORNERING A MOTORCYCLE AND A CAR. BUT THEY BOTH COME OUT THE SAME IF YOU KNOW HOW.

A. With a car you turn a corner by turning steering wheel.

B. There are three(3) ways of cornering a motorcycle:

1. **Lean-with** - Both rider and the motorcycle are leaning at the same angle. This is a natural form which gives rider complete control of the motorcycle should anything occur.

2. **Lean-in** - Rider's body is leaning further in than the motorcycle. Since the motorcycle is at a small leaning angle, traction is good. This form is especially effective in rainy weather or on slippery roads.

3. **Lean-out** - Motorcycle is leaning further than rider. Angle of lean is so large that a tight turn is allowed



#### TIPS ON SAFE CORNERING

1. Slow down before entering a curve.
2. Use throttle to control a speed.
3. Do not disengage clutch \*Use knee grip..

### IX. UPHILL AND DOWNHILL SPEED KNOWLEDGE MAKES YOU AN EXPERT

#### How to climb a hill

1. For a gentle slope, increase your speed enough to go up the hill in one easy effort.
2. For a steep slope, shift down to gear you think will take you over the top. Try to avoid changing gears at the middle. If your speed begins to drop halfway up, shift down before motorcycle shows any signs of stalling.

#### Hill Climbing Pointers

1. Judge which gear to shift down to. After a few climbs, experience will be your guide.
2. When you get near the top of the hill, back off on throttle and coast over the top.
3. Be careful of incoming vehicles as you approach the top of the hill.

#### Downhill Riding

1. For a gentle slope, back off on throttle, using engine brake to brake down. Front and Rear brakes should be used only as auxiliary brakes when absolutely necessary. If needed, apply front brake very lightly.
2. For a steep slope, shift into lowest necessary gear prior to engine brake for greater braking effect.

### **Downhill Pointers**

1. If you are going down the same hill you came up or if upward and downward slopes are similar, use same gear you used to come up with.
2. It is best not to change gears halfway down. However when absolutely necessary, shift down before you build up too much speed.
3. When descending a slope, use front and rear brakes with utmost care. Carelessness and non braking may cause an accident.

### **X. ROUGH ROADS AND GRAVEL ROADS ARE COMMON IN THE PHILIPPINES, HENCE IT PAYS TO HAVE A GOOD IDEA TO HANDLE THEM**

#### **When driving on these roads**

1. Shift down and reduce speed before you hit rough spots.
2. Relax your shoulders and arms so that you can react quickly.
3. Ride your motorcycle slightly crouched to help you keep your balance.
4. Grip fuel tank with your knees so that your body and the motorcycle move as a unit.
5. Do not use brakes.
6. Do not shift gears.

### **XI. WHAT TO DO DURING RAINY WEATHER:**

1. Reduce speed.
2. Leave at least twice as much room between your motorcycle and the vehicle in front of you as you would on a clear and sunny day.

#### **Roads with Good Traction**

- Dry Concrete
- Dry Asphalt

#### **Slippery Roads**

- Wet Concrete
- Wet Asphalt
- Gravel Roads
- Muddy Spots

### **THE SIGNIFICANCE OF “RECOGNITION”, “JUDGMENT AND REACTION”. REMEMBER THESE LETTERS R-J-R**

These are the fundamentals of careful driving:

1. **Recognition** - This means finding anything unusual in your surrounding condition by paying closer attention.
2. **Judgement** - You should judge the meaning of what you just recognized and at the same time, determine possible courses of actions necessary to cope with the situation.
3. **Reaction** - This means operating motorcycle according to your judgment.

### **XIII. WATCH FOR OTHER KINDS OF VEHICLES IN TRAFFIC AREAS:**

You must ride defensively, paying full attention to movement of other vehicles.

1. A motorcycle is so small that it is liable to be overlooked.
2. A motorcycle is often hidden behind other vehicles.
3. It is dangerous for you to drive your motorcycle in the blind spot of a four-wheeled vehicle because the driver cannot see you.
4. A motorcycle is so small that its speed is apt to be judged slower than it actually is. Also, it is often thought further away than it really is.



## WARRANTY REGISTRATION CARD

Model Name \_\_\_\_\_

Color \_\_\_\_\_

Sold Date \_\_\_\_\_

Frame No. \_\_\_\_\_

Engine No. \_\_\_\_\_

CUSTOMER'S INFORMATION		DEALER INFORMATION	
First Name		Dealers Code	
Last Name		Dealers Name	
Contact No.			
Address		Address	
Occupation		Contact No.	
Age		Manager /	
Gender	<input type="checkbox"/> Male <input type="checkbox"/> Female	OIC Name	
Civil Status	<input type="checkbox"/> Single <input type="checkbox"/> Married	_____ DEALER'S Signature Over Printed Name	
<b>Reason of Purchase: (please check)</b> <input type="checkbox"/> 1st Motorcycle <input type="checkbox"/> Replacement <input type="checkbox"/> Additional Motorcycle		<b>By signing, I agree to the Privacy Policy and            Warranty Policy of this Warranty Guide Book.</b>	
<b>Previous Unit Brand: (please check)</b> <input type="checkbox"/> Yamaha <input type="checkbox"/> Honda <input type="checkbox"/> Suzuki <input type="checkbox"/> Kawasaki <input type="checkbox"/> Others _____		_____ CUSTOMER'S Signature Over Printed Name	

YWRC No. \_\_\_\_\_

YMPH - Original

## WARRANTY REGISTRATION CARD

Model Name \_\_\_\_\_

Color \_\_\_\_\_

Sold Date \_\_\_\_\_

Frame No. \_\_\_\_\_

Engine No. \_\_\_\_\_

CUSTOMER'S INFORMATION		DEALER INFORMATION	
First Name		Dealers Code	
Last Name		Dealers Name	
Contact No.			
Address		Address	
Occupation		Contact No.	
Age		Manager /	
Gender	<input type="checkbox"/> Male <input type="checkbox"/> Female	OIC Name	
Civil Status	<input type="checkbox"/> Single <input type="checkbox"/> Married	_____ DEALER'S Signature Over Printed Name	
<b>Reason of Purchase: (please check)</b> <input type="checkbox"/> 1st Motorcycle <input type="checkbox"/> Replacement <input type="checkbox"/> Additional Motorcycle		<b>By signing, I agree to the Privacy Policy and Warranty Policy of this Warranty Guide Book.</b>	
<b>Previous Unit Brand: (please check)</b> <input type="checkbox"/> Yamaha <input type="checkbox"/> Honda <input type="checkbox"/> Suzuki <input type="checkbox"/> Kawasaki <input type="checkbox"/> Others _____		_____ CUSTOMER'S Signature Over Printed Name	

YWRC No. \_\_\_\_\_

CUSTOMER - yellow

## WARRANTY REGISTRATION CARD

Model Name \_\_\_\_\_

Color \_\_\_\_\_

Sold Date \_\_\_\_\_

Frame No. \_\_\_\_\_

Engine No. \_\_\_\_\_

CUSTOMER'S INFORMATION		DEALER INFORMATION	
First Name		Dealers Code	
Last Name		Dealers Name	
Contact No.			
Address		Address	
Occupation		Contact No.	
Age		Manager /	
Gender	<input type="checkbox"/> Male <input type="checkbox"/> Female	OIC Name	
Civil Status	<input type="checkbox"/> Single <input type="checkbox"/> Married	_____ DEALER'S Signature Over Printed Name	
<b>Reason of Purchase: (please check)</b> <input type="checkbox"/> 1st Motorcycle <input type="checkbox"/> Replacement <input type="checkbox"/> Additional Motorcycle		<b>By signing, I agree to the Privacy Policy and Warranty Policy of this Warranty Guide Book.</b>	
<b>Previous Unit Brand: (please check)</b> <input type="checkbox"/> Yamaha <input type="checkbox"/> Honda <input type="checkbox"/> Suzuki <input type="checkbox"/> Kawasaki <input type="checkbox"/> Others _____		_____ CUSTOMER'S Signature Over Printed Name	

YWRC No. \_\_\_\_\_

DEALER - pink

**PRE-DELIVERY INSPECTION****CHASSIS**

- Front brake operations & free play
- Rear Brake operations & free play
- Front spoke tightness
- Front tire air pressure
- Rear spoke tightness
- Rear tire air pressure
- Drive chain free play
- Rear view mirror & tightness
- Handle bar tightness
- Each bolt nut tightness

**ELECTRICAL COMPONENT**

- Head lamp (high & low)
- Tail light
- Stop light
- Turn signals (right & left)
- Instrument lights
- Horn
- Starter motor operation
- Battery electrolyte level & voltage
- YDT 3 checking

**ENGINE**

- Engine oil level
- Transmission oil level
- Coolant level
- Clutch operation & free play
- Throttle operation & free play
- Engine idling

**CUSTOMER ORIENTATION**

- Proper break-in speed
- Proper direction for self-maintenance
- Periodical inspection check-up
- Owner's manual
- Warranty guidebook
- Motorcycle appearance & condition
- Proper usage of each features & operation
- Safety things to remember when riding a Yamaha Motorcycle

**PRE-DELIVERY INSPECTION PERFORMED BY:**

Mechanic's Name \_\_\_\_\_

Mechanic's Signature \_\_\_\_\_

Dealer's Name \_\_\_\_\_

Dealer's Code \_\_\_\_\_

**CUSTOMER'S ACKNOWLEDGMENT:**

Customer's Name \_\_\_\_\_

Customer's Signature \_\_\_\_\_

Date \_\_\_\_\_

YPDI No.

YMPH - Original

**PRE-DELIVERY INSPECTION****CHASSIS**

- Front brake operations & free play
- Rear Brake operations & free play
- Front spoke tightness
- Front tire air pressure
- Rear spoke tightness
- Rear tire air pressure
- Drive chain free play
- Rear view mirror & tightness
- Handle bar tightness
- Each bolt nut tightness

**ELECTRICAL COMPONENT**

- Head lamp (high & low)
- Tail light
- Stop light
- Turn signals (right & left)
- Instrument lights
- Horn
- Starter motor operation
- Battery electrolyte level & voltage
- YDT 3 checking

**ENGINE**

- Engine oil level
- Transmission oil level
- Coolant level
- Clutch operation & free play
- Throttle operation & free play
- Engine idling

**CUSTOMER ORIENTATION**

- Proper break-in speed
- Proper direction for self-maintenance
- Periodical inspection check-up
- Owner's manual
- Warranty guidebook
- Motorcycle appearance & condition
- Proper usage of each features & operation
- Safety things to remember when riding a Yamaha Motorcycle

**PRE-DELIVERY INSPECTION PERFORMED BY:**

Mechanic's Name \_\_\_\_\_

Mechanic's Signature \_\_\_\_\_

Dealer's Name \_\_\_\_\_

Dealer's Code \_\_\_\_\_

**CUSTOMER'S ACKNOWLEDGMENT:**

Customer's Name \_\_\_\_\_

Customer's Signature \_\_\_\_\_

Date \_\_\_\_\_

YPDI No.

CUSTOMER - yellow

**PRE-DELIVERY INSPECTION****CHASSIS**

- Front brake operations & free play
- Rear Brake operations & free play
- Front spoke tightness
- Front tire air pressure
- Rear spoke tightness
- Rear tire air pressure
- Drive chain free play
- Rear view mirror & tightness
- Handle bar tightness
- Each bolt nut tightness

**ELECTRICAL COMPONENT**

- Head lamp (high & low)
- Tail light
- Stop light
- Turn signals (right & left)
- Instrument lights
- Horn
- Starter motor operation
- Battery electrolyte level & voltage
- YDT 3 checking

**ENGINE**

- Engine oil level
- Transmission oil level
- Coolant level
- Clutch operation & free play
- Throttle operation & free play
- Engine idling

**CUSTOMER ORIENTATION**

- Proper break-in speed
- Proper direction for self-maintenance
- Periodical inspection check-up
- Owner's manual
- Warranty guidebook
- Motorcycle appearance & condition
- Proper usage of each features & operation
- Safety things to remember when riding a Yamaha Motorcycle

**PRE-DELIVERY INSPECTION PERFORMED BY:**

Mechanic's Name \_\_\_\_\_

Mechanic's Signature \_\_\_\_\_

Dealer's Name \_\_\_\_\_

Dealer's Code \_\_\_\_\_

**CUSTOMER'S ACKNOWLEDGMENT:**

Customer's Name \_\_\_\_\_

Customer's Signature \_\_\_\_\_

Date \_\_\_\_\_

YPDI No.

DEALER - pink

### FREE SERVICE COUPON

**FIRST CHECK-UP 1,000 km (0 km - 1,500 km) /  
0-30 DAYS or 1 MONTH**

Sold Date : \_\_\_\_\_

Mileage : \_\_\_\_\_

Model Name : \_\_\_\_\_

Frame No. : \_\_\_\_\_

Engine No. : \_\_\_\_\_

Color : \_\_\_\_\_

Dealer's Code : \_\_\_\_\_

Dealer's Name : \_\_\_\_\_

Date of Service : \_\_\_\_\_

Mechanic's Name : \_\_\_\_\_

Owner's Name : \_\_\_\_\_

Address : \_\_\_\_\_

Owner's Signature : \_\_\_\_\_

**I received the service for periodic maintenance to  
my satisfaction**

Check	<input type="checkbox"/>	Fl diagnostic system
Clean	<input type="checkbox"/>	Air filter check hose
Inspect	<input type="checkbox"/>	<b>Clutch fluid level [SUPER TENERE and similar model only]</b>
	<input type="checkbox"/>	Exhaust system
	<input type="checkbox"/>	<b>Front and rear brake switches [A/T model]</b>
	<input type="checkbox"/>	Front brake fluid level/pad wear (replace if necessary)
	<input type="checkbox"/>	Lights, signals and switches
	<input type="checkbox"/>	Rear brake fluid level/pad wear (replace if necessary)
	<input type="checkbox"/>	Sidestand switch
	<input type="checkbox"/>	Steering bearings looseness
	<input type="checkbox"/>	<b>Clutch lever free play [M/T model] (adjust if necessary)</b>
	<input type="checkbox"/>	<b>Drive belt tension [TMAX and similar model only] (adjust if necessary)</b>
	<input type="checkbox"/>	<b>Drive chain slack [applicable M/T model] (adjust if necessary)</b>
	<input type="checkbox"/>	Idle speed/throttle body synchronization [multi-cylinder engine] (adjust if necessary)
	<input type="checkbox"/>	<b>Rear brake lock [TMAX and similar model only]</b>
Replace	<input type="checkbox"/>	<b>EXUP [YZF-R1 and similar model only]</b>
	<input type="checkbox"/>	Engine oil
	<input type="checkbox"/>	Engine oil filter cartridge
	<input type="checkbox"/>	<b>Final gear oil (shaft drive) [for SUPER TENERE and similar model only]</b>

Comments:

YFSC - 1st PMS No.

YMPH - original

### FREE SERVICE COUPON

**FIRST CHECK-UP 1,000 km (0 km - 1,500 km) /  
0-30 DAYS or 1 MONTH**

Sold Date : \_\_\_\_\_

Mileage : \_\_\_\_\_

Model Name : \_\_\_\_\_

Frame No. : \_\_\_\_\_

Engine No. : \_\_\_\_\_

Color : \_\_\_\_\_

Dealer's Code : \_\_\_\_\_

Dealer's Name : \_\_\_\_\_

Date of Service : \_\_\_\_\_

Mechanic's Name : \_\_\_\_\_

Owner's Name : \_\_\_\_\_

Address : \_\_\_\_\_

Owner's Signature : \_\_\_\_\_

**I received the service for periodic maintenance to  
my satisfaction**

Check	<input type="checkbox"/>	FI diagnostic system
Clean	<input type="checkbox"/>	Air filter check hose
Inspect	<input type="checkbox"/>	<b>Clutch fluid level [SUPER TENERE and similar model only]</b>
	<input type="checkbox"/>	Exhaust system
	<input type="checkbox"/>	<b>Front and rear brake switches [A/T model]</b>
	<input type="checkbox"/>	Front brake fluid level/pad wear (replace if necessary)
	<input type="checkbox"/>	Lights, signals and switches
	<input type="checkbox"/>	Rear brake fluid level/pad wear (replace if necessary)
	<input type="checkbox"/>	Sidestand switch
	<input type="checkbox"/>	Steering bearings looseness
	<input type="checkbox"/>	<b>Clutch lever free play [M/T model] (adjust if necessary)</b>
	<input type="checkbox"/>	<b>Drive belt tension [TMAX and similar model only] (adjust if necessary)</b>
	<input type="checkbox"/>	<b>Drive chain slack [applicable M/T model] (adjust if necessary)</b>
	<input type="checkbox"/>	Idle speed/throttle body synchronization [multi-cylinder engine] (adjust if necessary)
	<input type="checkbox"/>	<b>Rear brake lock [TMAX and similar model only]</b>
Replace	<input type="checkbox"/>	<b>EXUP [YZF-R1 and similar model only]</b>
	<input type="checkbox"/>	Engine oil
	<input type="checkbox"/>	Engine oil filter cartridge
	<input type="checkbox"/>	<b>Final gear oil (shaft drive) [for SUPER TENERE and similar model only]</b>

Comments:

YFSC - 1st PMS No.

CUSTOMER - yellow

### FREE SERVICE COUPON

**FIRST CHECK-UP 1,000 km (0 km - 1,500 km) /  
0-30 DAYS or 1 MONTH**

Sold Date : \_\_\_\_\_

Mileage : \_\_\_\_\_

Model Name : \_\_\_\_\_

Frame No. : \_\_\_\_\_

Engine No. : \_\_\_\_\_

Color : \_\_\_\_\_

Dealer's Code : \_\_\_\_\_

Dealer's Name : \_\_\_\_\_

Date of Service : \_\_\_\_\_

Mechanic's Name : \_\_\_\_\_

Owner's Name : \_\_\_\_\_

Address : \_\_\_\_\_

Owner's Signature : \_\_\_\_\_

**I received the service for periodic maintenance to  
my satisfaction**

Check	<input type="checkbox"/>	Fl diagnostic system
Clean	<input type="checkbox"/>	Air filter check hose
Inspect	<input type="checkbox"/>	<b>Clutch fluid level [SUPER TENERE and similar model only]</b>
	<input type="checkbox"/>	Exhaust system
	<input type="checkbox"/>	<b>Front and rear brake switches [A/T model]</b>
	<input type="checkbox"/>	Front brake fluid level/pad wear (replace if necessary)
	<input type="checkbox"/>	Lights, signals and switches
	<input type="checkbox"/>	Rear brake fluid level/pad wear (replace if necessary)
	<input type="checkbox"/>	Sidestand switch
	<input type="checkbox"/>	Steering bearings looseness
	<input type="checkbox"/>	<b>Clutch lever free play [M/T model] (adjust if necessary)</b>
	<input type="checkbox"/>	<b>Drive belt tension [TMAX and similar model only] (adjust if necessary)</b>
	<input type="checkbox"/>	<b>Drive chain slack [applicable M/T model] (adjust if necessary)</b>
	<input type="checkbox"/>	Idle speed/throttle body synchronization [multi-cylinder engine] (adjust if necessary)
Replace	<input type="checkbox"/>	<b>Rear brake lock [TMAX and similar model only]</b>
	<input type="checkbox"/>	<b>EXUP [YZF-R1 and similar model only]</b>
	<input type="checkbox"/>	Engine oil
	<input type="checkbox"/>	Engine oil filter cartridge
	<input type="checkbox"/>	<b>Final gear oil (shaft drive) [for SUPER TENERE and similar model only]</b>

Comments:

YFSC - 1st PMS No.

DEALER - pink

<b>FREE SERVICE COUPON</b> <b>SECOND CHECK-UP 10,000 km (1,501 km - 11,500 km) /</b> <b>31 - 365 DAYS or 12 MONTHS</b>	
Sold Date :	_____
Mileage :	_____
Model Name :	_____
Frame No. :	_____
Engine No. :	_____
Color :	_____
Dealer's Code :	_____
Dealer's Name :	_____
Date of Service :	_____
Mechanic's Name :	_____
Owner's Name :	_____
Address :	_____
Owner's Signature :	_____
<b>I received the service for periodic maintenance to my satisfaction</b>	
Check	<input type="checkbox"/> FI diagnostic system
Clean	<input type="checkbox"/> <b>V-belt case air filter element [A/T model] (replace if necessary)</b>
	<input type="checkbox"/> Air induction system
	<input type="checkbox"/> Break hoses
	<input type="checkbox"/> Chassis fasteners (retighten if necessary)
	<input type="checkbox"/> <b>Clutch fluid level [SUPER TENERE and similar model only]</b>
	<input type="checkbox"/> Coolant level [liquid-cooled engine]
	<input type="checkbox"/> Exhaust system
	<input type="checkbox"/> <b>Front and rear brake switches [A/T model]</b>
	<input type="checkbox"/> Front brake fluid level/pad wear
	<input type="checkbox"/> Front fork
	<input type="checkbox"/> Fuel line
	<input type="checkbox"/> Idle speed
	<input type="checkbox"/> Rear brake fluid level/pad wear
Inspect	<input type="checkbox"/> Rear suspension relay arm and connecting arm pivot
	<input type="checkbox"/> Shock absorber assembly
	<input type="checkbox"/> Sidestand, centerstand (lubricate if necessary)
	<input type="checkbox"/> Spark plug (clean or regap if necessary)
	<input type="checkbox"/> Steering bearings
	<input type="checkbox"/> Swingarm pivot bearings
	<input type="checkbox"/> Wheel bearings
	<input type="checkbox"/> Wheels
	<input type="checkbox"/> <b>Clutch lever free play [M/T model] (adjust if necessary)</b>
	<input type="checkbox"/> <b>Drive chain slack [applicable M/T model] (adjust if necessary)</b>
	<input type="checkbox"/> <b>Rear brake lock [TMAX and similar model only]</b>
	<input type="checkbox"/> Throttle body synchronization [multi-cylinder engine] (adjust if necessary)
	<input type="checkbox"/> Throttle grip free play (adjust if necessary)
	<input type="checkbox"/> Tire air pressure (adjust if necessary)
	<input type="checkbox"/> Brake lever and pedal pivot shaft
Lubricate	<input type="checkbox"/> <b>Clutch lever pivot shaft [M/T model]</b>
	<input type="checkbox"/> Moving parts and cables
	<input type="checkbox"/> <b>Shift pedal pivot shaft [M/T model]</b>
Replace	<input type="checkbox"/> Engine oil
Comments:	

YFSC - 2nd PMS No.

YMPH - original

<b>FREE SERVICE COUPON</b>	
<b>SECOND CHECK-UP 10,000 km (1,501 km - 11,500 km) / 31 - 365 DAYS or 12 MONTHS</b>	
Sold Date :	_____
Mileage :	_____
Model Name :	_____
Frame No. :	_____
Engine No. :	_____
Color :	_____
Dealer's Code :	_____
Dealer's Name :	_____
Date of Service :	_____
Mechanic's Name :	_____
Owner's Name :	_____
Address :	_____
Owner's Signature :	_____
<b>I received the service for periodic maintenance to my satisfaction</b>	
Check	<input type="checkbox"/> FI diagnostic system
Clean	<input type="checkbox"/> <b>V-belt case air filter element [A/T model] (replace if necessary)</b>
	<input type="checkbox"/> Air induction system
	<input type="checkbox"/> Break hoses
	<input type="checkbox"/> Chassis fasteners (retighten if necessary)
	<input type="checkbox"/> <b>Clutch fluid level [SUPER TENERE and similar model only]</b>
	<input type="checkbox"/> Coolant level [liquid-cooled engine]
	<input type="checkbox"/> Exhaust system
	<input type="checkbox"/> <b>Front and rear brake switches [A/T model]</b>
	<input type="checkbox"/> Front brake fluid level/pad wear
	<input type="checkbox"/> Front fork
	<input type="checkbox"/> Fuel line
	<input type="checkbox"/> Idle speed
	<input type="checkbox"/> Rear brake fluid level/pad wear
Inspect	<input type="checkbox"/> Rear suspension relay arm and connecting arm pivot
	<input type="checkbox"/> Shock absorber assembly
	<input type="checkbox"/> Sidestand, centerstand (lubricate if necessary)
	<input type="checkbox"/> Spark plug (clean or regap if necessary)
	<input type="checkbox"/> Steering bearings
	<input type="checkbox"/> Swingarm pivot bearings
	<input type="checkbox"/> Wheel bearings
	<input type="checkbox"/> Wheels
	<input type="checkbox"/> <b>Clutch lever free play [M/T model] (adjust if necessary)</b>
	<input type="checkbox"/> <b>Drive chain slack [applicable M/T model] (adjust if necessary)</b>
	<input type="checkbox"/> <b>Rear brake lock [TMAX and similar model only]</b>
	<input type="checkbox"/> Throttle body synchronization [multi-cylinder engine] (adjust if necessary)
	<input type="checkbox"/> Throttle grip free play (adjust if necessary)
	<input type="checkbox"/> Tire air pressure (adjust if necessary)
	<input type="checkbox"/> Brake lever and pedal pivot shaft
Lubricate	<input type="checkbox"/> <b>Clutch lever pivot shaft [M/T model]</b>
	<input type="checkbox"/> Moving parts and cables
	<input type="checkbox"/> <b>Shift pedal pivot shaft [M/T model]</b>
Replace	<input type="checkbox"/> Engine oil
Comments:	

YFSC - 2nd PMS No.

CUSTOMER - yellow

**FREE SERVICE COUPON**  
**SECOND CHECK-UP 10,000 km (1,501 km - 11,500 km) /**  
**31 - 365 DAYS or 12 MONTHS**

Sold Date : \_\_\_\_\_

Mileage : \_\_\_\_\_

Model Name : \_\_\_\_\_

Frame No. : \_\_\_\_\_

Engine No. : \_\_\_\_\_

Color : \_\_\_\_\_

Dealer's Code : \_\_\_\_\_

Dealer's Name : \_\_\_\_\_

Date of Service : \_\_\_\_\_

Mechanic's Name : \_\_\_\_\_

Owner's Name : \_\_\_\_\_

Address : \_\_\_\_\_

Owner's Signature : \_\_\_\_\_

**I received the service for periodic maintenance to my satisfaction**

Check	<input type="checkbox"/> FI diagnostic system
Clean	<input type="checkbox"/> <b>V-belt case air filter element [A/T model] (replace if necessary)</b>
Inspect	<input type="checkbox"/> Air induction system
	<input type="checkbox"/> Break hoses
	<input type="checkbox"/> Chassis fasteners (retighten if necessary)
	<input type="checkbox"/> <b>Clutch fluid level [SUPER TENERE and similar model only]</b>
	<input type="checkbox"/> Coolant level [liquid-cooled engine]
	<input type="checkbox"/> Exhaust system
	<input type="checkbox"/> <b>Front and rear brake switches [A/T model]</b>
	<input type="checkbox"/> Front brake fluid level/pad wear
	<input type="checkbox"/> Front fork
	<input type="checkbox"/> Fuel line
	<input type="checkbox"/> Idle speed
	<input type="checkbox"/> Rear brake fluid level/pad wear
	<input type="checkbox"/> Rear suspension relay arm and connecting arm pivot
	<input type="checkbox"/> Shock absorber assembly
	<input type="checkbox"/> Sidestand, centerstand (lubricate if necessary)
	<input type="checkbox"/> Spark plug (clean or regap if necessary)
	<input type="checkbox"/> Steering bearings
	<input type="checkbox"/> Swingarm pivot bearings
<input type="checkbox"/> Wheel bearings	
<input type="checkbox"/> Wheels	
<input type="checkbox"/> <b>Clutch lever free play [M/T model] (adjust if necessary)</b>	
<input type="checkbox"/> <b>Drive chain slack [applicable M/T model] (adjust if necessary)</b>	
<input type="checkbox"/> <b>Rear brake lock [TMAX and similar model only]</b>	
<input type="checkbox"/> Throttle body synchronization [multi-cylinder engine] (adjust if necessary)	
<input type="checkbox"/> Throttle grip free play (adjust if necessary)	
<input type="checkbox"/> Tire air pressure (adjust if necessary)	
Lubricate	<input type="checkbox"/> Brake lever and pedal pivot shaft
	<input type="checkbox"/> <b>Clutch lever pivot shaft [M/T model]</b>
	<input type="checkbox"/> Moving parts and cables
Replace	<input type="checkbox"/> <b>Shift pedal pivot shaft [M/T model]</b>
	<input type="checkbox"/> Engine oil
Comments:	

YFSC - 2nd PMS No.

DEALER - pink